



P4 Placement Programmes

2020

 **UNIVERSITY OF OTAGO**
Te Kura Mātaurika o Ōtago

School of Pharmacy
Te Kura Mātaurika Wai - whakaora

Our Goal

Is to involve our students in the provision of clinical services for patient-centred care.

How?

By using an **attachment** programme where students can develop a systematic approach to patient care, and patient workup.



Our **attachment** programme follows the SOLO teaching and learning structure.

Our Process


Placements to attachments.
Attachments to rotations.



Placement

An experiential learning opportunity for students which is taken at the site of practice.

The placement approach is based on the student spending a period of time at a specific pharmacy site (place).



Working definition

Attachment


An experiential learning opportunity in which a student is attached to a practitioner or service or team to complete a set of activities.



Working definition

Rotation

A linked series of attachments in which a cohort of students move (rotate) through a set of attachments.



Working definition

Our students will perform rotations in groups of four.



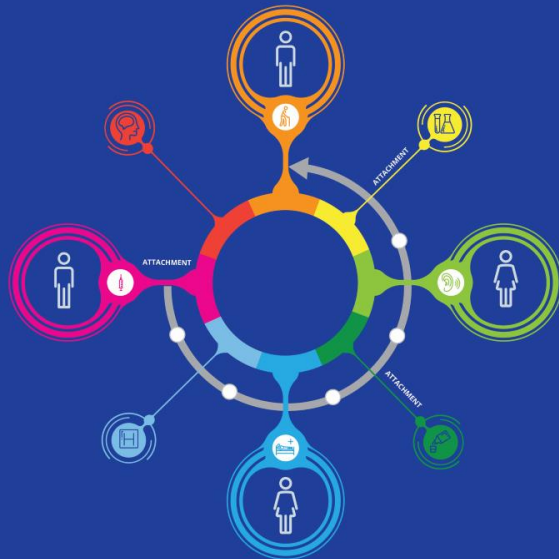
One rotation may consist of many attachments.



A rotation consists of a variety of sites.

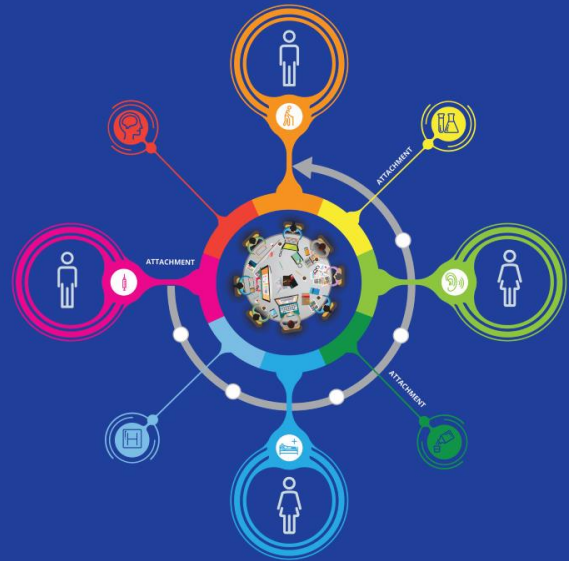
For example:

- metropolitan
- rural
- hospital sites
- ... marae






- A rotation is centred at a hub.
- There is a local tutor at each hub.

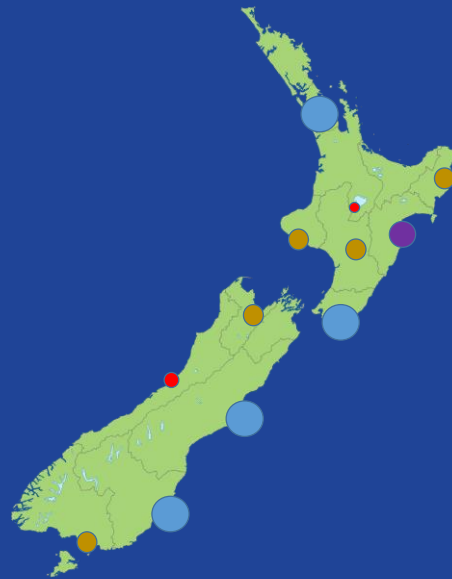


One hub may have more than 1 rotation.



A schematic of hubs

- 1 Group
- 2 Groups
- 4 Groups
- 6 Groups



Week of a rotation – Example – Elective week

	9 -10	10 -11	11-12	1 - 2	2 - 3	3 - 4	4 - 5
Monday	Pre-week prep			Minor ailments			
Tuesday	CPAMS			MUR Domiciliary visits			
Wednesday	Repeat activity			Medicines Optimisation			
Thursday	CPAMS			Vaccinations	Primary screening		
Friday	Self-directed study			Tutorial			

Week of a rotation – Example – core community week

	9 -10	10 -11	11-12	1 - 2	2 - 3	3 - 4	4 - 5
Monday	Pre-week prep			Minor ailments			
Tuesday	Dispensing			Clinical Check			
Wednesday	Repeat activity			LTC counselling			
Thursday	Dispensing			Patient Counselling			
Friday	Self-directed study			Tutorial			

Week of a rotation – Example hospital week

	9 -10	10 -11	11-12	1 - 2	2 - 3	3 - 4	4 - 5
Monday	Pre-week prep			Patient history			
Tuesday	Med Opt (Ward round)			Medicines reconciliation			
Wednesday	Repeat activity			Med Opt post round			
Thursday	Med Opt (Ward round)			Discharge planning			
Friday	Self-directed study			Tutorial			

Roles

- Preceptors
 - Attachment supervisor
- Tutors
 - Rotation supervisor
- Experiential Placement Coordinator
 - Overview of all rotations
- Paper coordinator
 - Overview of academic progress
- Associate Dean Academic
 - Overview of BPharm



Preceptors

- Our goal is to have the expert practitioners teaching the students on topics that they do as practitioners (e.g. CPAMS)
- We believe the best student experience will occur when they are attached with our expert practitioners
- The School is planning a support package for all preceptors
 - Training in teaching and assessment (linked to Enhance)
 - Support for preceptors in your practice environment (access to the University resources)
 - Support with individual students in real time.
 - Recognition in your role
 - Support for your postgraduate learning



Tutors role

- Pastoral student support.
- Academic support.
- Promotion of IPE activities.
- Link with preceptors and local pharmacy community.
- The School is planning a support package for all tutors
 - A formal appointment with the University
 - Formal training in teaching and assessment
 - Support with individual students in real time.

A Cost Partnership

School costs

- FTE hub tutors
- Preceptor support package
- Hub infrastructure costs
- Student logistics costs
- Academic costs



Student costs


- Accommodation
- Travel to hub
- Local travel at hub

Preceptor costs

- Time taken to teach students
- Local costs


Attachment activities

- These are based on EPAs (core and elective).
- A student will get the opportunity to participate in all core and, most elective activities during each rotation.
- A student would get to perform the activities on a number of occasions on each rotation period.




Core EPAs

- Take a patient history
- Conduct a clinical assessment
- Care planning
- Clinical check on prescription
- Dispense
- Counselling
- Medicines information
- Document activities



ADDITIONAL EPAs



- Vaccination
- CPAMS
- Minor ailments
- TDM
- Primary screening
- Medical devices
- Medicines reconciliation
- ... Health promotion



Assessment of attachment activities

- Attachment activities will be assessed by the preceptor and tutor.
- The preceptor will complete an electronic form for each student which outlines the student's performance with respect to the level of performance expected.
- The tutor will review the progress of all students on their rotations.

Expected level of performance

The expected level of performance is based on the scale:

1. Observes activity.
2. Participates in activity under direct supervision.
3. Performs activity under indirect supervision.
4. Performs activity as a practitioner with audit.
5. Teaches activity.

An assessment form has not yet been developed.

Case work up & Care planning

- Students will prepare weekly care plan presentations.
- Care plan presentations provide a format to observe the student's ability to develop a systematic approach to patient care, and patient workup.

Contact Us

School of Pharmacy
University of Otago

03 479 7275

pharmacy@otago.ac.nz



Weblink to Rotation programme

[https://www.otago.ac.nz/pharmacy/undergraduate/curriculum/otago691365.h
tml](https://www.otago.ac.nz/pharmacy/undergraduate/curriculum/otago691365.html)