

## How to connect to the eduroam Wi-Fi service at another location using Android 4+

These instructions will help University of Otago staff and students connect to the eduroam wireless (Wi-Fi) service at participating locations. The default eduroam WLAN settings for your Android device are:

Eduroam Wi-Fi Security Configuration	
SSID	eduroam
Security	WPA2-Enterprise (802.1X/EAP)
Authentication Method	PEAP-MSCHAPv2
Encryption Type	AES-CCMP
Login User Account	<university_username>@otago.ac.nz
Validate Server Certificate	AddTrust External CA Root <b>OR</b> AusCERTServerCA.crt

The Trusted Root CA certificate can be downloaded here if required:

<https://www.quovadisglobal.com/QVRepository/DownloadRootsAndCRL.aspx>

**Select:** QuoVadis Root CA2

SHA1 - RSA – 4096

Download as DER

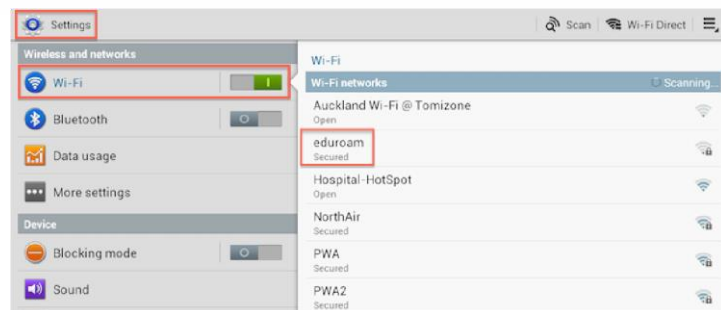


**QuoVadis Root CA2**  
SHA1 - RSA - 4096

Valid until: 24/Nov/2031  
Serial: 05 09  
CRL: <http://crl.quovadisglobal.com/qvrca2.crl>  
Download as DER - Download as PEM

This section provides step-by-step instructions to configure your eduroam WLAN settings.

1. Once you are at the eduroam-participating campus, select **Settings > Wireless and network > Wi-Fi settings** and find the **eduroam** wireless network.

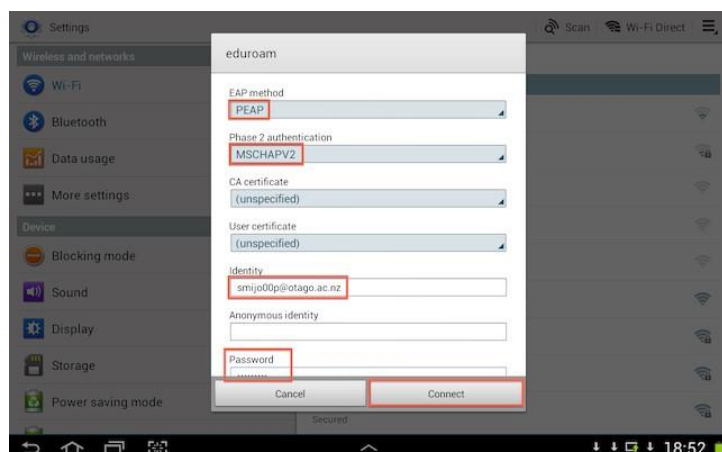


2. Select **eduroam**.

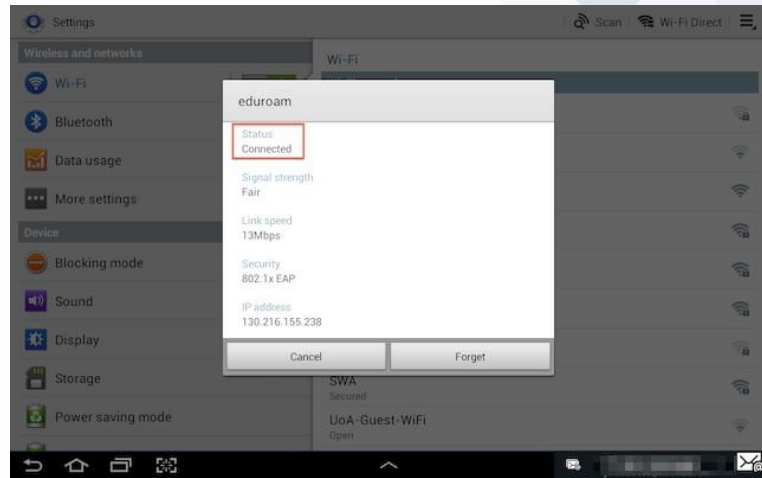
Enter the following settings using the drop-down boxes in the eduroam window:

- **EAP method:** PEAP
- **Phase 2 authentication:** MSCHAPV2
- **Identity:** your University of Otago username (in the format <username>@otago.ac.nz)
- **Password:** your associated University password

Click **Connect**.



3. You are now connected to the eduroam network. Click on **eduroam** to verify your status.



Open your web browser and go to <http://www.otago.ac.nz> to confirm that you are connected to the eduroam network. If this step fails, please reconnect to the eduroam wireless network by disabling then reenabling your Wi-Fi. You will be asked for your University of Otago login credentials again.

Please contact AskOtago if you need any help with setting up Android for eduroam: phone 64 3 479 7000 or 0800 80 80 98 or email [askotago.it@otago.ac.nz](mailto:askotago.it@otago.ac.nz)