

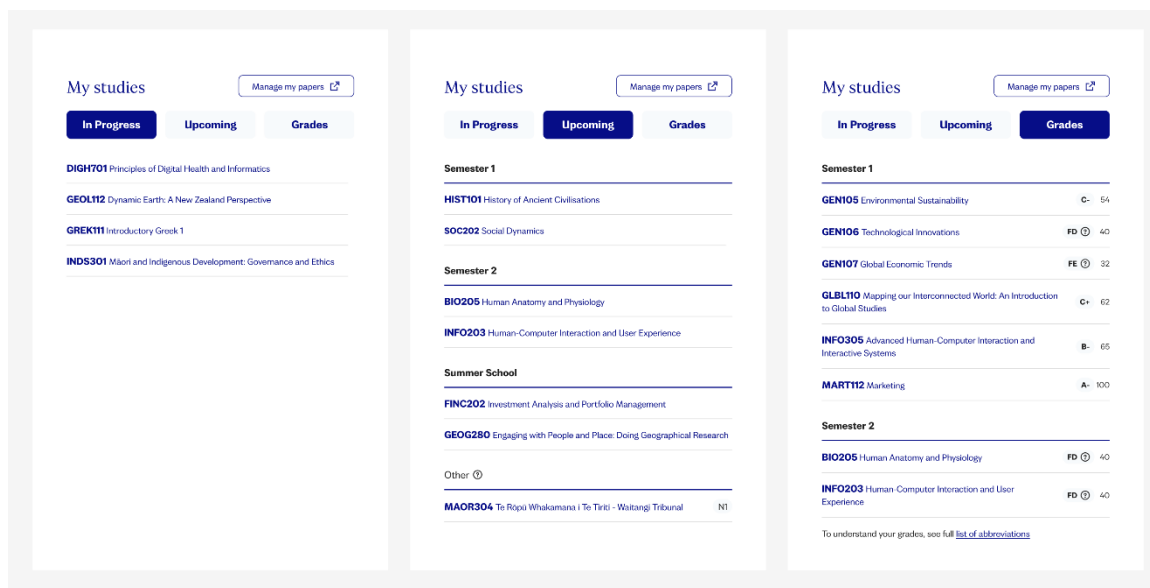
My Studies Widget

The **My Studies** widget provides students with a clear overview of their study activity across three sections — **In progress**, **Upcoming**, and **Grades**.

It's designed to make course information easily scannable, help students prepare for what's next, and ensure grades are transparent and meaningful.

Overview

- Three **tabs** display contextual information:
 - **In progress** – papers currently enrolled.
 - **Upcoming** – papers scheduled to start soon.
 - **Grades** – recently completed papers and results.
- It includes a “**Manage my papers**” button linking to eVision
- The widget supports **empty states** and **error states** for data loading or unavailable content.

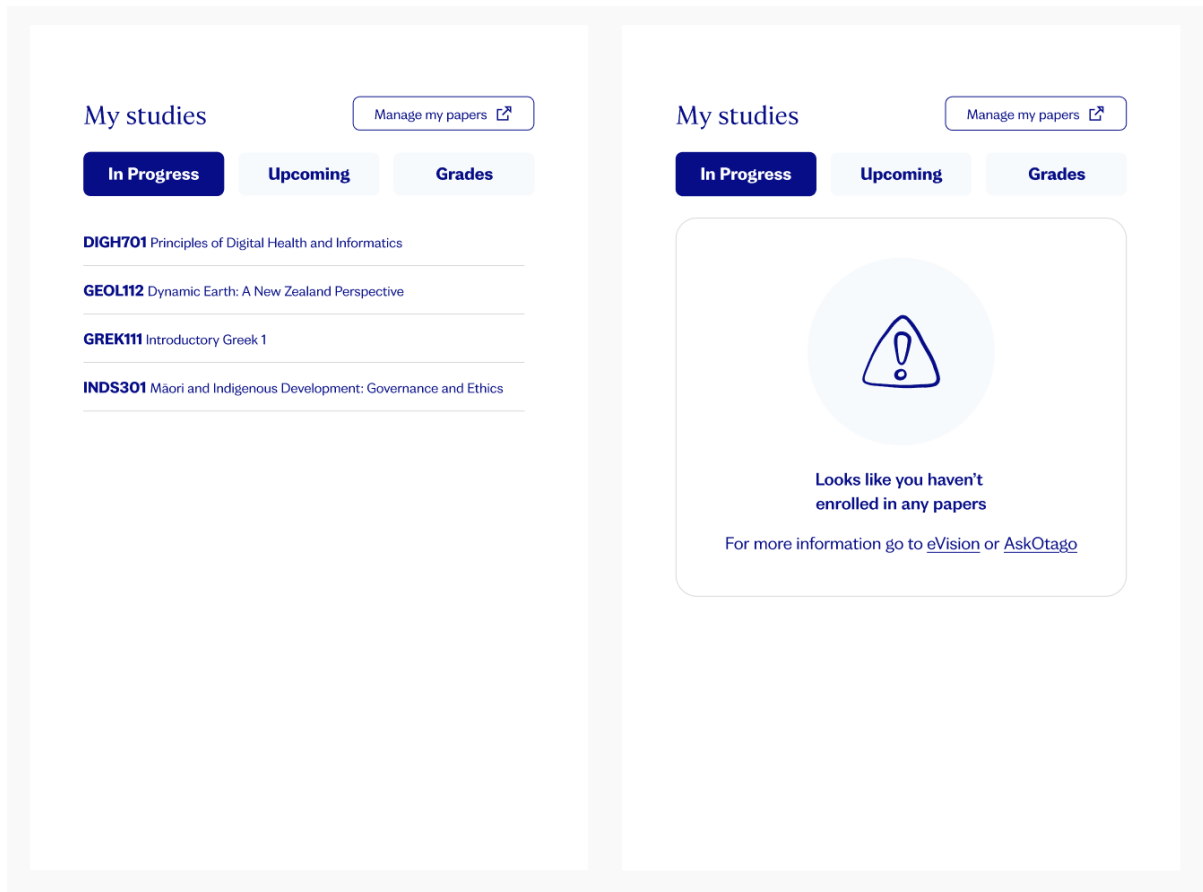


Papers in progress

The Papers in progress section provides students with a quick overview of the papers they are currently enrolled in.

- It shows all active papers for the current semester in a clean, scannable list.
- This design focuses on clarity and simplicity - students can immediately confirm what they're enrolled in.

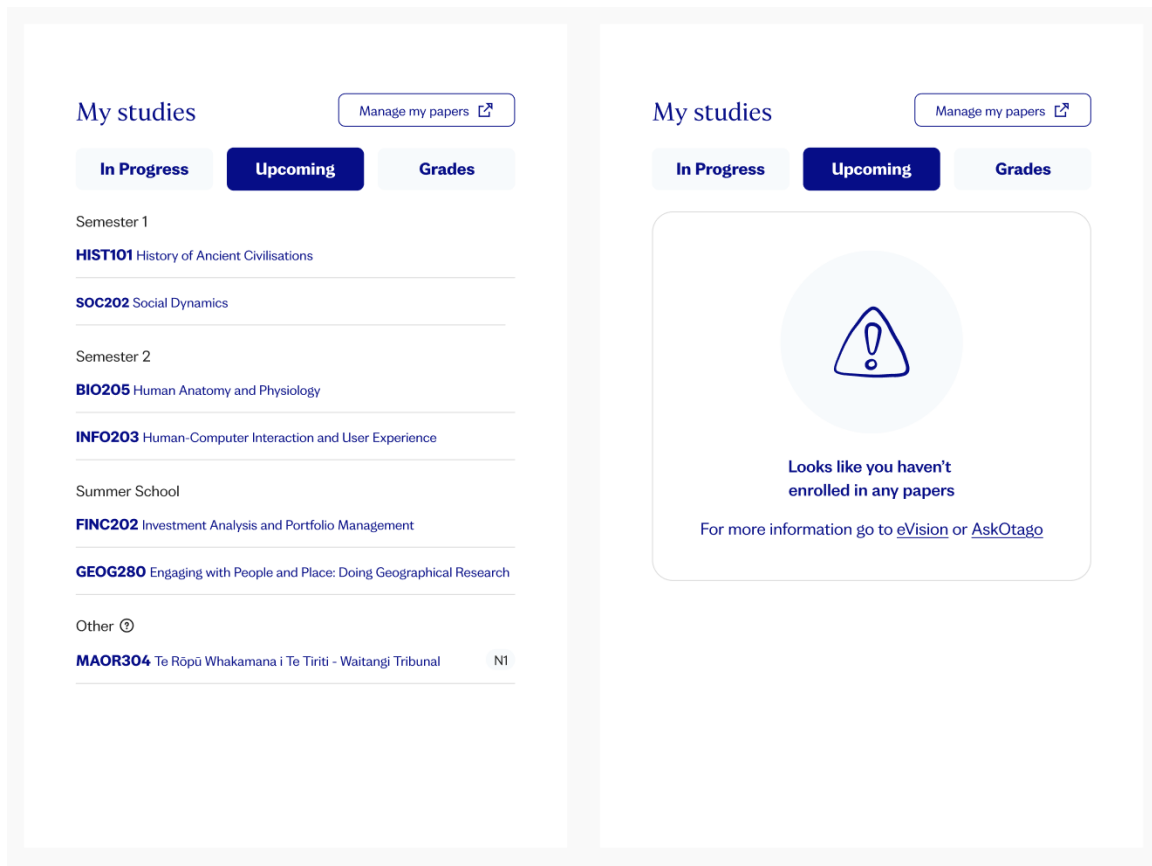
- The “Manage my papers” button offers a clear next step for updating enrolments or accessing further details.
- If students aren’t enrolled in any paper, a short message (“Looks like you haven’t enrolled in any papers”) will display instead.



Upcoming papers

This section helps students quickly see what’s next in their study plan. We’ve grouped papers by semester rather than showing the internal period codes from the database. This simplifies the experience and uses familiar language for students.

- Full Year, Semester 1, Semester 2, and Summer School appear as clear headings.
- Any papers that don’t fit these common slots are grouped under “Other”
- Each paper name is visible and scannable, helping students prepare for the next term.
- The “Manage my papers” button at the bottom provides a clear next step for viewing or editing enrolments.
- If students aren’t enrolled in any paper, a short message (“Looks like you haven’t enrolled in any papers”) will display instead.



Grades

To make grade information easier for students to understand, we will display unfamiliar grade acronyms alongside a tooltip that explains what it means (for example, FD = Fail D). This approach:

- Keeps the design clean and consistent while still giving access to the full context when needed.
- Reduces confusion for new students who may not recognise the grading abbreviations.
- Works across devices - hover on desktop, tap on mobile.
- When a numeric mark is available, it appears just beside the acronym (e.g. C-54%).
- If grades aren't yet available, a short message ("Looks like you haven't completed any papers") will display instead.
- Overall, this provides a balance between clarity and simplicity, ensuring students can quickly interpret their results without overwhelming the layout.

My studies

Manage my papers 

In Progress

Upcoming

Grades

Semester 1

GEN105 Environmental Sustainability C- 54

GEN106 Technological Innovations **FD**  40

GEN107 Global Economic Trends **FE**  32

GLBL110 Mapping our Interconnected World: An Introduction to Global Studies C+ 62

INFO305 Advanced Human-Computer Interaction and Interactive Systems B- 65

MART112 Marketing A- 100

Semester 2

BIO205 Human Anatomy and Physiology **FD**  40

INFO203 Human-Computer Interaction and User Experience **FD**  40

To understand your grades, see full [list of abbreviations](#)

My studies

Manage my papers 

In Progress

Upcoming

Grades

Semester 1

GEN105 Environmental Sustainability C- 54

GEN106 Technological Innovations **FD**  40

GEN107 Global Economic Trends **FE**  32

GLBL110 Mapping our Interconnected World: An Introduction to Global Studies C+ 62

INFO305 Advanced Human-Computer Interaction and Interactive Systems B- 65

MART112 Marketing A- 100

Semester 2

BIO205 Human Anatomy and Physiology **FD**  40

INFO203 Human-Computer Interaction and User Experience **FD**  40

To understand your grades, see full [list of abbreviations](#)

My studies

Manage my papers 

In Progress

Upcoming

Grades



Looks like you haven't completed any papers

For more information go to [eVision](#) or [AskOtago](#)